

SUMMARY

The 15°-30° and 30°-50° PHX LED ellipsoidals are state of the art luminaires in function, style, and efficiency. These ellipsoidals have been designed and engineered with a number of innovative details and features enhancing versatility and efficiency without sacrificing performance.

A diverse line of LED choices are available including RGBA, RGBW, 3000k, 5600k, and tunable white 3000k/5600k versions versions.

A 360° rotating barrel help you keep the artistic part of your fixtures' focus intact and with virtually no light leak; you won't need to worry about any extra light illuminating unwanted parts of the ceiling or set pieces.

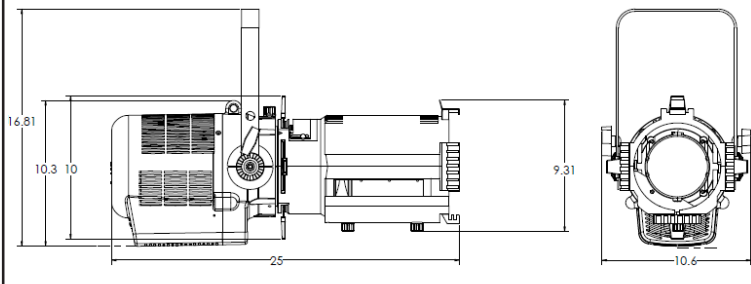
These new and innovative options are what makes the PHX LED ellipsoidals ideal for theatres, special events, television studios, or any location where superior, energy efficient lighting performance is required.



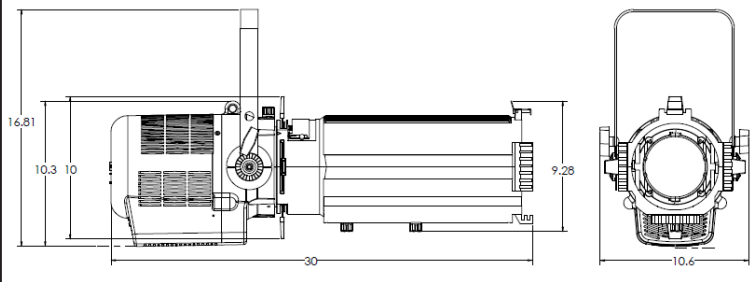
WORSHIP FACILITIES
NEW PRODUCT
AWARDS
WINNER
2014

plasa
MEMBERS
CHOICE
awards 2013
WINNER

30-50 Degree Zoom Lens



15-30 Degree Zoom Lens



FEATURES

- 360 degree rotating barrel
- Completely enclosed accessory holder
- Heat resistant Plano-Convex lensing
- Die cast aluminum and sheet metal fabrication
- Color frame, C-Clamp, Soft Focus Pattern Holder, safety cable & 5 Foot PowerCON included
- Carries standard three year Altman Warranty
- 28.25 lbs. (12.81kgs)
- ETL, cETL, & CE listed
- Assembled in the USA

SPECIFICATIONS

GENERAL

- 60 LED Array
- ETL listed to UL1573
- IP20 rated for indoor use
- powerCON and DMX in/thru for easy connection
- Control interface with multiple modes

PHYSICAL

- Rugged die-cast housing
- Available standard in Black, White or Silver with Custom Colors available
- Positive locking double-clutch fixture body
- Pattern slot fits glass or steel gobos
- Wide accessory slot with sliding cover for motorized pattern devices or optional iris
- Yoke made from rigid flat steel with dual locking handles, two mounting positions and indexed tilt angle markings

ELECTRICAL

- 100-240VAC, 50/60HZ Universal power input
- powerCON® in/thru
- Up to 8 fixtures (20A Max) may be linked via powerCON®
- Requires power from Non-Dim power source

CONTROL

- DMX512 in/thru via 5-pin XLR connector
- Multiple on-board control options: RGB(A/W) color fades and strobes
- Console free Master/Slave mode
- 8-bit or 16-bit virtual dimming engine provides smooth, high quality fades and minimizes color shift during dimming
- RDM Ansi E1.20 Compliant

ENVIRONMENTAL

- Ambient operating temperature of -14°F to 104°F (-10°C to 40°C)
- Near silent fan cooling
- Fixture is designed for continuous operation up to 104°F (40°C) - ambient temperature requires free flow of air around fixture housing

Included Accessories	
6-CF	Black Color Frame, 7½" x 7½"
510	Malleable Iron Pipe Clamp
SC-36-BK	36" Black Safety Cable with Spring Clamp
PHXZ-SFLGSB	PHX Soft Focus lens with B Size Pattern Holder
PCL-PBG-12-*	5' 20A powerCON with Parallel Blade U Ground (Edison)

Additional Accessories	
510-HD	Heavy Duty Malleable Iron Pipe Clamp
6-DN	7½" x 7½" w/ 3" Hole Donut, Black
PHXZ-PHGSB	B Size Steel Pattern Holder (86mm OD/ 64.5mm IA)
PHXZ-PHGSB-3T	B Size Steel Pattern Holder (86mm OD/ 64.5mm IA) 3 Tab Style
PHX-PHISB	B Size Steel Pattern Holder (86mm OD/ 64.5mm IA) for Iris Slot
PHX-PHISA-GLS	A Size Glass Pattern Holder (100mm OD/75mm IA) for Iris Slot
PHX-PHISB-GLS	B Size Glass Pattern Holder (82mm OD/ 64.5mm IA) for Iris Slot
PHX-PHIS86-GLS	B Size Glass Pattern Holder (86mm OD/ 64.5mm IA) for Iris Slot
PCL-2P&G-12-5-*	5' 20A powerCON with 2P&G Stage Pin Connector, Male
PCL-TLG-12-5-*	5' 20A powerCON with L5-20P Twist Locking Ground Connector, Male
PCL-BARE-12-5-*	5' 20A powerCON with Bare End Lead

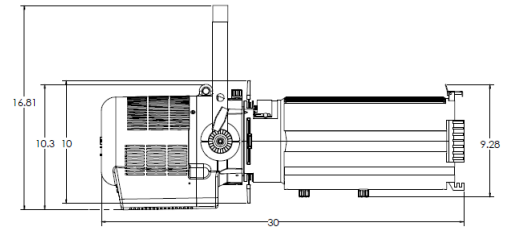
Additional gobo holder information available at www.altmanlighting.com
 * = W for White Cable, Black is standard and no suffix is required

ORDERING GUIDE

Fixture	Wattage	-	LED Array	-	Lens Type	-	Finish Color
PHX	2(250)	-	RGBA	-	(15Z) = 15°-30°	-	B (Black)
		-	RGBW	-	(30Z) = 30°-55°	-	W (White)
		-	3K	-		-	S (Silver)
		-	5K	-		-	C (Custom)
		-	3K5K	-		-	

Example: PHX2-RGBA-15Z-B

PHOTOMETRIC PERFORMANCE DATA
ENGINE: RGBA LENS: 15-30 Degree Zoom Lens



RGBA Full at 15 Degree

15°	Throw Distance (d)	10' 3.05m	15' 4.57m	20' 6.09m	25' 7.62m	30' 9.14m	35' 10.67m	40' 12.19m	45' 13.72m	50' 15.24m	55' 16.76m
	Beam Size Diameter	2' - 9" 0.85m	3' - 11" 1.19m	5' 1.54m	6' - 2" 1.89m	7' - 4" 2.24m	8' - 6" 2.58m	9' - 7" 2.93m	10' - 9" 3.28m	11' - 11" 3.63m	13' 3.97m
Full on RGBA	Illuminance = fc (Illuminance = lux)	984.20 (10,589.99)	453.13 (4,875.71)	254.89 (2,742.59)	163.13 (1,755.26)	113.28 (1,218.93)	83.23 (895.54)	63.72 (685.65)	50.35 (541.75)	40.78 (438.81)	33.70 (362.66)
Red	Illuminance = fc (Illuminance = lux)	273.89 (2,947.00)	128.24 (1,379.91)	72.14 (776.19)	46.17 (496.77)	32.06 (344.98)	23.56 (253.45)	18.03 (194.05)	14.25 (153.32)	11.54 (124.19)	9.54 (102.64)
Green	Illuminance = fc (Illuminance = lux)	513.95 (5,530.10)	241.74 (2,601.10)	135.98 (1,463.12)	87.03 (936.39)	60.44 (650.28)	44.40 (477.75)	33.99 (365.78)	26.86 (289.01)	21.76 (234.09)	17.98 (193.47)
Blue	Illuminance = fc (Illuminance = lux)	108.30 (1,165.31)	49.20 (529.43)	27.68 (297.80)	17.71 (190.59)	12.30 (132.36)	9.04 (97.24)	6.92 (74.45)	5.47 (58.83)	4.43 (47.65)	3.66 (39.38)
Amber	Illuminance = fc (Illuminance = lux)	174.80 (1,880.85)	77.94 (838.59)	43.84 (471.71)	28.06 (301.89)	19.48 (209.65)	14.32 (154.03)	10.96 (117.93)	8.66 (93.18)	7.01 (75.47)	5.79 (62.38)

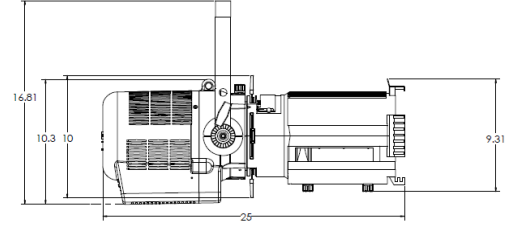
RGBA Full at 22.5 Degree

22.5°	Throw Distance (d)	10' 3.05m	15' 4.57m	20' 6.09m	25' 7.62m	30' 9.14m	35' 10.67m	40' 12.19m	45' 13.72m	50' 15.24m	55' 16.76m
	Beam Size Diameter	4' - 3" 1.30m	6' - 2" 1.88m	8' - 1" 2.46m	9' - 11" 3.03m	11' - 10" 3.61m	13' - 9" 4.18m	15' - 7" 4.76m	17' - 6" 5.34m	19' - 5" 5.91m	21' - 3" 6.49m
Full on RGBA	Illuminance = fc (Illuminance = lux)	406.60 (4,375.02)	181.28 (1,950.53)	101.97 (1,097.17)	65.26 (702.19)	45.32 (487.63)	33.29 (358.26)	25.49 (274.29)	20.14 (216.73)	16.32 (175.55)	13.48 (145.08)
Red	Illuminance = fc (Illuminance = lux)	117.80 (1,267.53)	54.49 (586.37)	30.65 (329.83)	19.62 (211.09)	13.62 (146.59)	10.01 (107.70)	7.66 (82.46)	6.05 (65.15)	4.91 (52.77)	4.05 (43.61)
Green	Illuminance = fc (Illuminance = lux)	216.13 (2,325.51)	100.21 (1,078.24)	56.37 (606.51)	36.08 (388.17)	25.05 (269.56)	18.41 (198.04)	14.09 (151.63)	11.13 (119.80)	9.02 (97.04)	7.45 (80.19)
Blue	Illuminance = fc (Illuminance = lux)	44.65 (480.43)	19.93 (214.44)	11.21 (120.62)	7.17 (77.19)	4.98 (53.61)	3.66 (39.39)	2.80 (30.16)	2.21 (23.83)	1.79 (19.29)	1.48 (15.95)
Amber	Illuminance = fc (Illuminance = lux)	71.35 (767.67)	31.73 (341.37)	17.85 (192.02)	11.42 (122.89)	7.93 (85.34)	5.83 (62.70)	4.46 (48.01)	3.53 (37.93)	2.86 (30.72)	2.36 (25.39)

RGBA Full at 30 Degree

30°	Throw Distance (d)	10' 3.048m	15' 4.572m	20' 6.096m	25' 7.62m	30' 9.144m	35' 10.668m	40' 12.192m	45' 13.716m	50' 15.24m	55' 16.764m
	Beam Size Diameter	5' - 10" 1.79m	8' - 6" 2.60m	11' - 3" 3.42m	13' - 11" 4.24m	16' - 7" 5.05m	19' - 3" 5.87m	21' - 11" 6.69m	24' - 7" 7.50m	27' - 3" 8.32m	29' - 11" 9.14m
Full on RGBA	Illuminance = fc (Illuminance = lux)	245.86 (2,645.45)	112.99 (2,645.45)	63.56 (683.91)	40.68 (437.70)	28.25 (303.96)	20.75 (223.32)	15.89 (170.98)	12.55 (135.09)	10.17 (109.42)	8.41 (90.43)
Red	Illuminance = fc (Illuminance = lux)	72.87 (784.03)	34.23 (368.29)	19.25 (207.17)	12.32 (132.59)	8.56 (92.07)	6.29 (67.65)	4.81 (51.79)	3.80 (40.92)	3.08 (33.15)	2.55 (27.39)
Green	Illuminance = fc (Illuminance = lux)	130.34 (1,402.46)	61.03 (656.64)	34.33 (369.36)	21.97 (236.39)	15.26 (164.16)	11.21 (121.16)	8.58 (92.34)	6.78 (72.96)	5.49 (59.09)	4.54 (48.84)
Blue	Illuminance = fc (Illuminance = lux)	26.13 (281.11)	12.72 (136.90)	7.16 (77.01)	4.58 (49.28)	3.18 (34.23)	2.34 (25.15)	1.79 (19.25)	1.41 (15.21)	1.15 (12.32)	0.95 (10.18)
Amber	Illuminance = fc (Illuminance = lux)	43.99 (473.28)	19.66 (211.50)	11.06 (118.97)	7.08 (76.14)	4.91 (52.88)	3.61 (38.85)	2.76 (29.74)	2.18 (23.50)	1.77 (19.04)	1.46 (15.73)

PHOTOMETRIC PERFORMANCE DATA ENGINE: RGBA LENS: 30-50 Degree Zoom Lens



RGBA Full at 30 Degree

30°	Throw Distance (d)	10' 3.05m	15' 4.57m	20' 6.09m	25' 7.62m	30' 9.14m	35' 10.67m	40' 12.19m	45' 13.72m	50' 15.24m	55' 16.76m
	Beam Size Diameter	5' - 6" 1.69m	8' 2.45m	10' - 7" 3.22m	13' - 1" 3.98m	15' - 7" 4.75m	18' - 1" 5.52m	20' - 7" 6.28m	23' - 2" 7.05m	25' - 8" 7.82m	28' - 2" 8.58m
Full on RGBA	Illuminance = fc (Illuminance = lux)	293.63 (3,160.58)	130.50 (1,404.70)	73.41 (790.15)	46.98 (505.69)	32.63 (351.18)	23.97 (258.01)	18.35 (197.54)	14.50 (156.08)	11.75 (126.42)	9.71 (104.48)
Red	Illuminance = fc (Illuminance = lux)	93.99 (1,011.67)	41.77 (449.63)	23.50 (252.92)	15.04 (161.87)	10.44 (112.41)	7.67 (82.59)	5.87 (63.23)	4.64 (49.96)	3.76 (40.47)	3.11 (33.44)
Green	Illuminance = fc (Illuminance = lux)	169.48 (1,824.28)	75.32 (810.79)	42.37 (456.07)	27.12 (291.88)	18.83 (202.70)	13.84 (148.92)	10.59 (114.02)	8.37 (90.09)	6.78 (72.97)	5.60 (60.31)
Blue	Illuminance = fc (Illuminance = lux)	33.94 (365.32)	15.08 (162.37)	8.48 (91.33)	5.43 (58.45)	3.77 (40.59)	2.77 (29.82)	2.12 (22.83)	1.68 (18.04)	1.36 (14.61)	1.12 (12.08)
Amber	Illuminance = fc (Illuminance = lux)	51.89 (558.55)	23.06 (248.25)	12.97 (139.64)	8.30 (89.37)	5.77 (62.06)	4.24 (45.60)	3.24 (34.91)	2.56 (27.58)	2.08 (22.34)	1.72 (18.46)

RGBA Full at 40 Degree

40°	Throw Distance (d)	10' 3.05m	15' 4.57m	20' 6.09m	25' 7.62m	30' 9.14m	35' 10.67m	40' 12.19m	45' 13.72m	50' 15.24m	55' 16.76m
	Beam Size Diameter	7' - 1" 2.16m	10' - 5" 3.17m	13' - 8" 4.17m	17' 5.18m	20' - 3" 6.18m	23' - 7" 7.19m	26' - 11" 8.19m	30' - 2" 9.20m	33' - 6" 10.20m	36' - 9" 11.21m
Full on RGBA	Illuminance = fc (Illuminance = lux)	195.31 (2,102.32)	86.81 (934.37)	48.83 (525.58)	31.25 (336.37)	21.70 (233.59)	15.94 (171.62)	12.21 (131.40)	9.65 (103.82)	7.81 (84.09)	6.46 (69.50)
Red	Illuminance = fc (Illuminance = lux)	61.14 (658.05)	27.17 (292.47)	15.28 (164.51)	9.78 (105.29)	6.79 (73.12)	4.99 (53.72)	3.82 (41.13)	3.02 (32.50)	2.45 (26.32)	2.02 (21.75)
Green	Illuminance = fc (Illuminance = lux)	110.09 (1,184.96)	48.93 (526.65)	27.52 (296.24)	17.61 (189.59)	12.23 (131.66)	8.99 (96.73)	6.88 (74.06)	5.44 (58.52)	4.40 (47.40)	3.64 (39.17)
Blue	Illuminance = fc (Illuminance = lux)	22.84 (249.89)	10.15 (109.29)	5.71 (61.47)	3.66 (39.34)	2.54 (27.32)	1.86 (20.07)	1.43 (15.37)	1.13 (12.14)	0.91 (9.84)	0.76 (8.13)
Amber	Illuminance = fc (Illuminance = lux)	33.58 (361.50)	14.93 (160.67)	8.40 (90.38)	5.37 (57.84)	3.73 (40.17)	2.74 (29.51)	2.10 (22.59)	1.66 (17.85)	1.34 (14.46)	1.11 (11.95)

RGBA Full at 50 Degree

50°	Throw Distance (d)	10' 3.048m	15' 4.572m	20' 6.096m	25' 7.62m	30' 9.144m	35' 10.668m	40' 12.192m	45' 13.716m	50' 15.24m	55' 16.764m
	Beam Size Diameter	8' - 10" 2.68m	13' 3.95m	17.1' 5.22m	21' - 3" 6.48m	25' - 5" 7.75m	29' - 7" 9.01m	33' - 9" 10.28m	37' - 10" 11.54m	42' 12.81m	46' - 2" 14.08m
Full on RGBA	Illuminance = fc (Illuminance = lux)	139.34 (1,499.86)	61.93 (666.60)	34.84 (374.96)	22.29 (239.98)	15.48 (166.65)	11.37 (122.44)	8.71 (93.74)	6.88 (74.07)	5.57 (59.99)	4.61 (49.58)
Red	Illuminance = fc (Illuminance = lux)	44.38 (477.73)	19.73 (212.33)	11.10 (119.43)	7.10 (76.44)	4.93 (53.08)	3.62 (39.00)	2.77 (29.86)	2.19 (23.59)	1.78 (19.11)	1.47 (15.79)
Green	Illuminance = fc (Illuminance = lux)	78.54 (845.40)	34.91 (375.73)	19.64 (211.35)	12.57 (135.26)	8.73 (93.93)	6.41 (69.01)	4.91 (52.84)	3.88 (41.75)	3.14 (33.82)	2.60 (27.95)
Blue	Illuminance = fc (Illuminance = lux)	16.32 (175.64)	7.25 (78.06)	4.08 (43.91)	2.61 (28.10)	1.81 (19.52)	1.33 (14.34)	1.02 (10.98)	0.81 (8.67)	0.65 (7.03)	0.54 (5.81)
Amber	Illuminance = fc (Illuminance = lux)	24.22 (260.71)	10.76 (115.87)	6.06 (65.18)	3.88 (41.71)	2.69 (28.97)	1.98 (21.28)	1.51 (16.29)	1.20 (12.87)	0.97 (10.43)	0.80 (8.62)

PHOTOMETRIC PERFORMANCE DATA
ENGINE: RGBW LENS: 15-30 Degree Zoom Lens

RGBW Full at 15 Degree

15°	Throw Distance (d)	10' 3.05m	15' 4.57m	20' 6.09m	25' 7.62m	30' 9.14m	35' 10.67m	40' 12.19m	45' 13.72m	50' 15.24m	55' 16.76m
	Beam Size Diameter	2' - 9" 0.85m	3' - 11" 1.19m	5' 1.54m	6' - 2" 1.89m	7' - 4" 2.24m	8' - 6" 2.58m	9' - 7" 2.93m	10' - 9" 3.28m	11' - 11" 3.63m	13' 3.97m
Full on RGBW	Illuminance = fc (Illuminance = lux)	1,324.30 (14,249.47)	615.32 (6,620.88)	346.12 (3,724.25)	221.52 (2,383.52)	153.83 (1,655.22)	113.02 (1,216.08)	86.53 (931.06)	68.37 (735.65)	55.38 (595.88)	45.77 (492.46)
Red	Illuminance = fc (Illuminance = lux)	273.89 (2,947.00)	128.24 (1,379.91)	72.14 (776.19)	46.17 (496.77)	32.06 (344.98)	23.56 (253.45)	18.03 (194.05)	14.25 (153.32)	11.54 (124.19)	9.54 (102.64)
Green	Illuminance = fc (Illuminance = lux)	513.95 (5,530.10)	241.74 (2,601.10)	135.98 (1,463.12)	87.03 (936.39)	60.44 (650.28)	44.40 (477.75)	33.99 (365.78)	26.86 (289.01)	21.76 (234.09)	17.98 (193.47)
Blue	Illuminance = fc (Illuminance = lux)	108.30 (1,165.31)	49.20 (529.43)	27.68 (297.80)	17.71 (190.59)	12.30 (132.36)	9.04 (97.24)	6.92 (74.45)	5.47 (58.83)	4.43 (47.65)	3.66 (39.38)
White	Illuminance = fc (Illuminance = lux)	483.55 (5,202.99)	224.74 (2,418.17)	126.41 (1,360.22)	80.91 (870.54)	56.18 (604.54)	41.28 (444.15)	31.60 (340.06)	24.97 (268.69)	20.23 (217.64)	16.72 (179.86)

RGBW Full at 22.5 Degree

22.5°	Throw Distance (d)	10' 3.05m	15' 4.57m	20' 6.09m	25' 7.62m	30' 9.14m	35' 10.67m	40' 12.19m	45' 13.72m	50' 15.24m	55' 16.76m
	Beam Size Diameter	4' - 3" 1.30m	6' - 2" 1.88m	8' 2.46m	9' - 11" 3.03m	11' - 10" 3.61m	13' - 9" 4.18m	15' - 7" 4.76m	17' - 6" 5.34m	19' - 5" 5.91m	21' - 3" 6.49m
Full on RGBW	Illuminance = fc (Illuminance = lux)	554.33 (5,964.54)	249.28 (2,682.28)	140.22 (1,508.78)	89.74 (965.62)	62.32 (670.57)	45.79 (492.66)	35.06 (377.19)	27.69 (298.03)	22.44 (241.41)	18.54 (199.51)
Red	Illuminance = fc (Illuminance = lux)	117.80 (1,267.53)	54.49 (586.37)	30.65 (329.83)	19.62 (211.09)	13.62 (146.59)	10.01 (107.70)	7.66 (82.46)	6.06 (65.15)	4.91 (52.77)	4.05 (43.61)
Green	Illuminance = fc (Illuminance = lux)	216.13 (2,325.51)	100.21 (1,078.24)	56.37 (606.51)	36.08 (388.17)	25.05 (269.56)	18.41 (198.04)	14.09 (151.63)	11.13 (119.80)	9.02 (97.04)	7.45 (80.19)
Blue	Illuminance = fc (Illuminance = lux)	44.65 (480.43)	19.93 (214.44)	11.21 (120.62)	7.17 (77.19)	4.98 (53.61)	3.66 (39.39)	2.80 (30.16)	2.21 (23.83)	1.79 (19.29)	1.48 (15.95)
White	Illuminance = fc (Illuminance = lux)	202.35 (2,177.29)	93.12 (1,001.92)	52.38 (563.58)	33.52 (360.69)	23.28 (250.48)	17.10 (184.03)	13.09 (140.89)	10.35 (111.32)	8.38 (90.17)	6.93 (74.52)

RGBW Full at 30 Degree

30°	Throw Distance (d)	10' 3.05m	15' 4.57m	20' 6.09m	25' 7.62m	30' 9.14m	35' 10.67m	40' 12.19m	45' 13.72m	50' 15.24m	55' 16.76m
	Beam Size Diameter	5' - 10" 1.79m	8' - 6" 2.60m	11' - 2" 3.42m	13' - 11" 4.24m	16' - 7" 5.05m	19' - 3" 5.87m	21' - 11" 6.69m	24' - 7" 7.50m	27' - 3" 8.32m	29' - 11" 9.14m
Full on RGBW	Illuminance = fc (Illuminance = lux)	329.65 (3,547.03)	159.09 (1,711.86)	89.49 (1,711.86)	57.27 (616.27)	39.77 (427.97)	29.22 (314.42)	22.37 (240.73)	17.68 (190.21)	14.32 (154.07)	11.83 (127.33)
Red	Illuminance = fc (Illuminance = lux)	72.87 (784.03)	34.23 (368.29)	19.25 (207.17)	12.32 (132.59)	8.56 (92.07)	6.29 (67.65)	4.81 (51.79)	3.80 (40.92)	3.08 (33.15)	2.55 (27.39)
Green	Illuminance = fc (Illuminance = lux)	130.34 (1,402.46)	61.03 (656.64)	34.33 (369.36)	21.97 (236.39)	15.26 (164.16)	11.21 (120.61)	8.58 (92.34)	6.78 (72.96)	5.49 (59.09)	4.54 (48.84)
Blue	Illuminance = fc (Illuminance = lux)	26.13 (281.11)	12.72 (136.90)	7.16 (77.01)	4.58 (49.28)	3.18 (34.23)	2.34 (25.15)	1.79 (19.25)	1.41 (15.21)	1.15 (12.32)	0.95 (10.18)
White	Illuminance = fc (Illuminance = lux)	122.27 (1,315.57)	57.42 (617.87)	32.30 (347.55)	20.67 (222.43)	14.36 (154.47)	10.55 (113.49)	8.08 (86.89)	6.38 (68.65)	5.17 (55.61)	4.27 (45.96)

PHOTOMETRIC PERFORMANCE DATA
ENGINE: RGBW LENS: 30-50 Degree Zoom Lens

RGBW Full at 30 Degree

30°	Throw Distance (d)	10' 3.05m	15' 4.57m	20' 6.09m	25' 7.62m	30' 9.14m	35' 10.67m	40' 12.19m	45' 13.72m	50' 15.24m	55' 16.76m
	Beam Size Diameter	5' - 6" 1.69m	8' 2.45m	10' - 7" 3.22m	13' - 1" 3.98m	15' - 7" 4.75m	18' - 1" 5.52m	20' - 7" 6.28m	23' - 2" 7.05m	25' - 8" 7.82m	28' - 2" 8.58m
Full on RGBW	Illuminance = fc (Illuminance = lux)	436.00 (4,693.01)	193.78 (2,085.78)	109.00 (1,173.25)	69.76 (750.88)	48.44 (521.45)	35.59 (383.10)	27.25 (293.31)	21.53 (231.75)	17.44 (187.72)	14.41 (155.14)
Red	Illuminance = fc (Illuminance = lux)	93.99 (1,011.67)	41.77 (449.63)	23.50 (252.92)	15.04 (161.87)	10.44 (112.41)	7.67 (82.59)	5.87 (63.23)	4.64 (49.96)	3.76 (40.47)	3.11 (33.44)
Green	Illuminance = fc (Illuminance = lux)	169.48 (1,824.28)	75.32 (810.79)	42.37 (456.07)	27.12 (291.88)	18.83 (202.70)	13.84 (148.92)	10.59 (114.02)	8.37 (90.09)	6.78 (72.97)	5.60 (60.31)
Blue	Illuminance = fc (Illuminance = lux)	33.94 (365.32)	15.08 (162.37)	8.48 (91.33)	5.43 (58.45)	3.77 (40.59)	2.77 (29.82)	2.12 (22.83)	1.68 (18.04)	1.36 (14.61)	1.12 (12.08)
White	Illuminance = fc (Illuminance = lux)	160.34 (1,725.92)	71.26 (767.08)	40.09 (431.48)	25.65 (276.15)	17.82 (191.77)	13.09 (140.89)	10.02 (107.87)	7.92 (85.23)	6.41 (69.04)	5.30 (57.06)

RGBW Full at 40 Degree

40°	Throw Distance (d)	10' 3.05m	15' 4.57m	20' 6.09m	25' 7.62m	30' 9.14m	35' 10.67m	40' 12.19m	45' 13.72m	50' 15.24m	55' 16.76m
	Beam Size Diameter	7' - 1" 2.16m	10' - 5" 3.17m	13 - 8" 4.17m	17" 5.18m	20' - 3" 6.18m	23' - 7" 7.19m	26 - 11" 8.19m	30' - 2" 9.20m	33' - 6" 10.20m	36' - 9" 11.21m
Full on RGBW	Illuminance = fc (Illuminance = lux)	290.01 (3,121.65)	128.89 (1,387.40)	72.50 (780.41)	46.40 (499.46)	32.22 (346.85)	23.67 (254.83)	18.13 (195.10)	14.32 (154.16)	11.60 (124.87)	9.59 (103.20)
Red	Illuminance = fc (Illuminance = lux)	61.14 (658.05)	27.17 (292.47)	15.28 (164.51)	9.78 (105.29)	6.79 (73.12)	4.99 (53.72)	3.82 (41.13)	3.02 (32.50)	2.45 (26.32)	2.02 (21.75)
Green	Illuminance = fc (Illuminance = lux)	110.09 (1,184.96)	48.93 (526.65)	27.52 (296.24)	17.61 (189.59)	12.23 (131.66)	8.99 (96.73)	6.88 (74.06)	5.44 (58.52)	4.40 (47.40)	3.64 (39.17)
Blue	Illuminance = fc (Illuminance = lux)	22.84 (249.89)	10.15 (109.29)	5.71 (61.47)	3.66 (39.34)	2.54 (27.32)	1.86 (20.07)	1.43 (15.37)	1.13 (12.14)	0.91 (9.84)	0.76 (8.13)
White	Illuminance = fc (Illuminance = lux)	103.78 (1,117.05)	46.12 (496.47)	25.94 (279.26)	16.60 (178.73)	11.53 (124.12)	8.47 (91.19)	6.49 (69.82)	5.12 (55.16)	4.15 (44.68)	3.43 (36.93)

RGBW Full at 50 Degree

50°	Throw Distance (d)	10' 3.05m	15' 4.57m	20' 6.09m	25' 7.62m	30' 9.14m	35' 10.67m	40' 12.19m	45' 13.72m	50' 15.24m	55' 16.76m
	Beam Size Diameter	8' - 10" 2.68m	13' 3.95m	17.1' 5.22m	21' - 3" 6.48m	25' - 5" 7.75m	29' - 7" 9.01m	33' - 9" 10.28m	37' - 10" 11.54m	42' 12.81m	46' - 2" 14.08m
Full on RGBW	Illuminance = fc (Illuminance = lux)	206.90 (2,227.07)	91.96 (989.81)	51.73 (556.77)	33.10 (356.33)	22.99 (247.45)	16.89 (181.80)	12.93 (139.19)	10.22 (109.98)	8.28 (89.08)	6.84 (73.62)
Red	Illuminance = fc (Illuminance = lux)	44.38 (477.73)	19.73 (212.33)	11.10 (119.43)	7.10 (76.44)	4.93 (53.08)	3.62 (39.00)	2.77 (29.86)	2.19 (23.59)	1.78 (19.11)	1.47 (15.79)
Green	Illuminance = fc (Illuminance = lux)	78.54 (845.40)	34.91 (375.73)	19.64 (211.35)	12.57 (135.26)	8.73 (93.93)	6.41 (69.01)	4.91 (52.84)	3.88 (41.75)	3.14 (33.82)	2.60 (27.95)
Blue	Illuminance = fc (Illuminance = lux)	16.32 (175.64)	7.25 (78.06)	4.08 (43.91)	2.61 (28.10)	1.81 (19.52)	1.33 (14.34)	1.02 (10.98)	0.81 (8.67)	0.65 (7.03)	0.54 (5.81)
White	Illuminance = fc (Illuminance = lux)	74.84 (805.59)	33.26 (358.04)	18.71 (201.42)	11.97 (128.89)	8.32 (89.51)	6.11 (65.76)	4.68 (50.35)	3.70 (39.78)	2.99 (32.22)	2.47 (26.63)

**PHOTOMETRIC PERFORMANCE DATA
ENGINE: 3K LENS: 15-30 Degree Zoom Lens**
3K Full at 15 Degree

Throw Distance (d)	10' 3.05m	15' 4.57m	20' 6.09m	25' 7.62m	30' 9.14m	35' 10.67m	40' 12.19m	45' 13.72m	50' 15.24m	55' 16.76m
Beam Size Diameter	2'-9" 0.85m	3'-11" 1.19m	5' 1.54m	6'-2" 1.89m	7'-4" 2.24m	8'-6" 2.58m	9'-7" 2.93m	10'-9" 3.28m	11'-11" 3.63m	13' 3.97m
Illuminance = fc (Illuminance = lux)	2,085.25 (22,437.29)	966.84 (10,403.25)	543.85 (5,851.83)	348.06 (3,745.17)	241.71 (2,600.81)	177.58 (1,910.80)	135.96 (1,462.96)	107.43 (1,155.92)	87.02 (936.29)	71.91 (773.79)

3k Full at 22.5 Degree

Throw Distance (d)	10' 3.05m	15' 4.57m	20' 6.09m	25' 7.62m	30' 9.14m	35' 10.67m	40' 12.19m	45' 13.72m	50' 15.24m	55' 16.76m
Beam Size Diameter	4'-3" 1.30m	6'-2" 1.88m	8'-1" 2.46m	9'-11" 3.03m	11'-10" 3.61m	13'-9" 4.18m	15'-7" 4.76m	17'-6" 5.34m	19'-5" 5.91m	21'-3" 6.49m
Illuminance = fc (Illuminance = lux)	874.0 (9,404.24)	400.26 (4,306.75)	225.14 (2,422.55)	144.09 (1,550.43)	100.06 (1,076.69)	73.52 (791.04)	56.29 (605.64)	44.47 (478.53)	36.02 (387.61)	29.77 (320.34)

3K Full at 30 Degree

Throw Distance (d)	10' 3.05m	15' 4.57m	20' 6.09m	25' 7.62m	30' 9.14m	35' 10.67m	40' 12.19m	45' 13.72m	50' 15.24m	55' 16.76m
Beam Size Diameter	5'-10" 1.79m	8'-6" 2.60m	11'-2" 3.42m	13'-11" 4.24m	16'-7" 5.05m	19'-3" 5.87m	21'-11" 6.69m	24'-7" 7.50m	27'-3" 8.32m	29'-11" 9.14m
Illuminance = fc (Illuminance = lux)	496.85 (5,346.11)	233.81 (2,515.78)	131.52 (1,415.13)	84.17 (905.68)	58.45 (628.94)	42.94 (462.08)	32.88 (353.78)	25.98 (279.53)	21.04 (226.42)	17.39 (187.12)

**PHOTOMETRIC PERFORMANCE DATA
ENGINE: 3K LENS: 30-50 Degree Zoom Lens**
3K Full at 30 Degree Lens

Throw Distance (d)	10' 3.05m	15' 4.57m	20' 6.09m	25' 7.62m	30' 9.14m	35' 10.67m	40' 12.19m	45' 13.72m	50' 15.24m	55' 16.76m
Beam Size Diameter	5'-6" 1.69m	8' 2.45m	10'-7" 3.22m	13'-1" 3.98m	15'-7" 4.75m	18'-1" 5.52m	20'-7" 6.28m	23'-2" 7.05m	25'-8" 7.82m	28'-2" 8.58m
Illuminance = fc (Illuminance = lux)	616.09 (6,631.53)	273.82 (2,947.35)	154.02 (1,657.88)	98.57 (1,061.05)	68.45 (736.84)	50.29 (541.35)	38.51 (414.47)	30.42 (327.48)	24.64 (265.26)	20.37 (219.22)

3K Full at 40 Degree

Throw Distance (d)	10' 3.05m	15' 4.57m	20' 6.09m	25' 7.62m	30' 9.14m	35' 10.67m	40' 12.19m	45' 13.72m	50' 15.24m	55' 16.76m
Beam Size Diameter	7'-1" 2.16m	10'-5" 3.17m	13'-8" 4.17m	17' 5.18m	20'-3" 6.18m	23'-7" 7.19m	26'-11" 8.19m	30'-2" 9.20m	33'-6" 10.20m	36'-9" 11.21m
Illuminance = fc (Illuminance = lux)	409.80 (4,411.09)	182.14 (1,960.49)	102.45 (1,102.77)	65.57 (705.78)	45.53 (490.12)	33.45 (360.09)	25.61 (275.69)	20.24 (217.83)	16.39 (176.44)	13.55 (145.82)

3K Full at 50 Degree

Throw Distance (d)	10' 3.05m	15' 4.57m	20' 6.09m	25' 7.62m	30' 9.14m	35' 10.67m	40' 12.19m	45' 13.72m	50' 15.24m	55' 16.76m
Beam Size Diameter	8'-10" 2.68m	13' 3.95m	17.1' 5.22m	21'-3" 6.48m	25'-5" 7.75m	29'-7" 9.01m	33'-9" 10.28m	37'-10" 11.54m	42' 12.81m	46'-2" 14.08m
Illuminance = fc (Illuminance = lux)	292.37 (3,147.00)	129.94 (1,398.67)	73.09 (786.75)	46.78 (503.52)	32.49 (349.67)	23.87 (256.90)	18.27 (196.69)	14.44 (155.41)	11.69 (125.88)	9.66 (104.03)



PHOTOMETRIC PERFORMANCE DATA
ENGINE: 5K LENS: 15-30 Degree Zoom Lens

5K Full at 15 Degree

Table with 11 columns (Throw Distance, Beam Size Diameter, Illuminance = fc/lux) and 11 rows of data for 15-degree zoom lens.

5k Full at 22.5 Degree

Table with 11 columns (Throw Distance, Beam Size Diameter, Illuminance = fc/lux) and 11 rows of data for 22.5-degree zoom lens.

5K Full at 30 Degree

Table with 11 columns (Throw Distance, Beam Size Diameter, Illuminance = fc/lux) and 11 rows of data for 30-degree zoom lens.

PHOTOMETRIC PERFORMANCE DATA
ENGINE: 5K LENS: 30-50 Degree Zoom Lens

5K Full at 30 Degree Lens

Table with 11 columns (Throw Distance, Beam Size Diameter, Illuminance = fc/lux) and 11 rows of data for 30-degree lens.

5K Full at 40 Degree

Table with 11 columns (Throw Distance, Beam Size Diameter, Illuminance = fc/lux) and 11 rows of data for 40-degree lens.

5K Full at 50 Degree

Table with 11 columns (Throw Distance, Beam Size Diameter, Illuminance = fc/lux) and 11 rows of data for 50-degree lens.



BRINGING IMAGINATION TO LIGHT

57 Alexander St. Yonkers, NY 10701
Tel: 800-4-ALTMAN

© 2016 Altman Stage Lighting, Inc.
www.altmanlighting.com
20160205 PHX LED Zoom Data



PHOENIX LED ZOOM PROFILE SPOT

PHOTOMETRIC PERFORMANCE DATA

ENGINE: TUNABLE WHITE AT FULL (4200K) LENS: 15-30 Degree Zoom Lens

3K & 5.6K Channels at Full at 15 Degree (4.2K)

Throw Distance (d)	10' 3.05m	15' 4.57m	20' 6.09m	25' 7.62m	30' 9.14m	35' 10.67m	40' 12.19m	45' 13.72m	50' 15.24m	55' 16.76m
Beam Size Diameter	2'-9" 0.85m	3'-11" 1.19m	5' 1.54m	6'-2" 1.89m	7'-4" 2.24m	8'-6" 2.58m	9'-7" 2.93m	10'-9" 3.28m	11'-11" 3.63m	13' 3.97m
Illuminance = fc (Illuminance = lux)	2,121.42 (22,834.77)	9,42.85 (10,148.79)	530.36 (5,708.69)	339.43 (3,653.56)	235.71 (2,537.20)	173.18 (1,864.06)	132.59 (1,427.17)	104.76 (1,127.64)	84.86 (913.39)	70.13 (754.87)

3K & 5.6K Channels at Full at 22.5 Degree (4.2K)

Throw Distance (d)	10' 3.05m	15' 4.57m	20' 6.09m	25' 7.62m	30' 9.14m	35' 10.67m	40' 12.19m	45' 13.72m	50' 15.24m	55' 16.76m
Beam Size Diameter	4'-3" 1.30m	6'-2" 1.88m	8'-1" 2.46m	9'-11" 3.03m	11'-10" 3.61m	13'-9" 4.18m	15'-7" 4.76m	17'-6" 5.34m	19'-5" 5.91m	21'-3" 6.49m
Illuminance = fc (Illuminance = lux)	889.16 (9,570.83)	395.18 (4,253.70)	222.29 (2,392.71)	142.27 (1,531.33)	98.80 (1,063.42)	72.58 (781.29)	55.57 (598.17)	43.91 (472.63)	35.57 (382.83)	29.39 (316.39)

3K & 5.6K Channels at Full at 30 Degree (4.2K)

Throw Distance (d)	10' 3.05m	15' 4.57m	20' 6.09m	25' 7.62m	30' 9.14m	35' 10.67m	40' 12.19m	45' 13.72m	50' 15.24m	55' 16.76m
Beam Size Diameter	5'-10" 1.79m	8'-6" 2.60m	11'-2" 3.42m	13'-11" 4.24m	16'-7" 5.05m	19'-3" 5.87m	21'-11" 6.69m	24'-7" 7.50m	27'-3" 8.32m	29'-11" 9.14m
Illuminance = fc (Illuminance = lux)	518.47 (5,580.86)	230.44 (2,480.38)	129.62 (1,395.21)	82.96 (892.93)	57.61 (620.09)	42.32 (455.58)	32.40 (348.80)	25.60 (275.59)	20.74 (223.23)	17.14 (184.49)

PHOTOMETRIC PERFORMANCE DATA

ENGINE: TUNABLE 3K5K (3K Channel @ FULL) LENS: 15-30 Degree Zoom Lens

3K Channel Full at 15 Degree

Throw Distance (d)	10' 3.05m	15' 4.57m	20' 6.09m	25' 7.62m	30' 9.14m	35' 10.67m	40' 12.19m	45' 13.72m	50' 15.24m	55' 16.76m
Beam Size Diameter	2'-9" 0.85m	3'-11" 1.19m	5' 1.54m	6'-2" 1.89m	7'-4" 2.24m	8'-6" 2.58m	9'-7" 2.93m	10'-9" 3.28m	11'-11" 3.63m	13' 3.97m
Illuminance = fc (Illuminance = lux)	973.59 (10,479.65)	432.71 (4,657.62)	243.40 (2,619.91)	155.77 (1,676.74)	108.18 (1,164.40)	79.48 (855.48)	60.85 (654.97)	48.08 (517.51)	38.94 (419.18)	32.18 (346.43)

3K Channel Full at 22.5 Degree

Throw Distance (d)	10' 3.05m	15' 4.57m	20' 6.09m	25' 7.62m	30' 9.14m	35' 10.67m	40' 12.19m	45' 13.72m	50' 15.24m	55' 16.76m
Beam Size Diameter	4'-3" 1.30m	6'-2" 1.88m	8'-1" 2.46m	9'-11" 3.03m	11'-10" 3.61m	13'-9" 4.18m	15'-7" 4.76m	17'-6" 5.34m	19'-5" 5.91m	21'-3" 6.49m
Illuminance = fc (Illuminance = lux)	408.06 (4392.38)	181.36 (1952.16)	102.02 (1098.09)	65.29 (702.78)	45.34 (488.04)	33.31 (358.56)	25.50 (274.52)	20.15 (216.90)	16.32 (175.69)	13.49 (145.20)

3K Channel at 30 Degree

Throw Distance (d)	10' 3.05m	15' 4.57m	20' 6.09m	25' 7.62m	30' 9.14m	35' 10.67m	40' 12.19m	45' 13.72m	50' 15.24m	55' 16.76m
Beam Size Diameter	5'-10" 1.79m	8'-6" 2.60m	11'-2" 3.42m	13'-11" 4.24m	16'-7" 5.05m	19'-3" 5.87m	21'-11" 6.69m	24'-7" 7.50m	27'-3" 8.32m	29'-11" 9.14m
Illuminance = fc (Illuminance = lux)	237.94 (2,561.24)	105.75 (1,138.33)	59.49 (640.31)	38.07 (409.79)	26.44 (284.58)	19.42 (209.08)	14.87 (160.07)	11.75 (126.48)	9.52 (102.44)	7.87 (84.66)



BRINGING IMAGINATION TO LIGHT

57 Alexander St. Yonkers, NY 10701
Tel: 800-4-ALTMAN

© 2016 Altman Stage Lighting, Inc.
www.altmanlighting.com
20160205 PHX LED Zoom Data

PHOTOMETRIC PERFORMANCE DATA

ENGINE: TUNABLE 3K5K (5.6K Channel @ FULL) LENS: 15-30 Degree Zoom

5.6K Channel Full at 15 Degree

Throw Distance (d)	10' 3.05m	15' 4.57m	20' 6.09m	25' 7.62m	30' 9.14m	35' 10.67m	40' 12.19m	45' 13.72m	50' 15.24m	55' 16.76m
Beam Size Diameter	2'-9" 0.85m	3'-11" 1.19m	5' 1.54m	6'-2" 1.89m	7'-4" 2.24m	8'-6" 2.58m	9'-7" 2.93m	10'-9" 3.28m	11'-11" 3.63m	13' 3.97m
Illuminance = fc (Illuminance = lux)	1,171.30 (12,607.83)	520.58 (5,603.48)	292.83 (3,151.95)	187.41 (2,017.25)	130.15 (1,400.87)	95.62 (1,028.21)	73.21 (787.98)	57.84 (622.60)	46.85 (504.31)	38.72 (416.78)

5.6K Channel Full at 22.5 Degree

Throw Distance (d)	10' 3.05m	15' 4.57m	20' 6.09m	25' 7.62m	30' 9.14m	35' 10.67m	40' 12.19m	45' 13.72m	50' 15.24m	55' 16.76m
Beam Size Diameter	4'-3" 1.30m	6'-2" 1.88m	8'-1" 2.46m	9'-11" 3.03m	11'-10" 3.61m	13'-9" 4.18m	15'-7" 4.76m	17'-6" 5.34m	19'-5" 5.91m	21'-3" 6.49m
Illuminance = fc (Illuminance = lux)	490.93 (5,284.37)	218.19 (2,348.61)	122.73 (1,321.09)	78.55 (845.5)	54.55 (587.15)	40.08 (431.37)	30.68 (330.27)	24.24 (260.95)	19.64 (211.37)	16.23 (174.69)

5.6K Channel at 30 Degree

Throw Distance (d)	10' 3.05m	15' 4.57m	20' 6.09m	25' 7.62m	30' 9.14m	35' 10.67m	40' 12.19m	45' 13.72m	50' 15.24m	55' 16.76m
Beam Size Diameter	5'-10" 1.79m	8'-6" 2.60m	11'-2" 3.42m	13'-11" 4.24m	16'-7" 5.05m	19'-3" 5.87m	21'-11" 6.69m	24'-7" 7.50m	27'-3" 8.32m	29'-11" 9.14m
Illuminance = fc (Illuminance = lux)	286.26 (3,081.37)	127.23 (1,369.50)	71.57 (770.34)	45.80 (493.02)	31.81 (342.37)	23.37 (251.54)	17.89 (192.58)	14.14 (152.16)	11.45 (123.25)	9.46 (101.86)

PHOTOMETRIC PERFORMANCE DATA

ENGINE: TUNABLE WHITE AT FULL (4.2K) LENS: 30-50 Degree Zoom Lens

3K & 5.6K Channels at Full at 30 Degree Lens (4.2K)

Throw Distance (d)	10' 3.05m	15' 4.57m	20' 6.09m	25' 7.62m	30' 9.14m	35' 10.67m	40' 12.19m	45' 13.72m	50' 15.24m	55' 16.76m
Beam Size Diameter	5'-6" 1.69m	8' 2.45m	10'-7" 3.22m	13'-1" 3.98m	15'-7" 4.75m	18'-1" 5.52m	20'-7" 6.28m	23'-2" 7.05m	25'-8" 7.82m	28'-2" 8.58m
Illuminance = fc (Illuminance = lux)	642.91 (6,920.22)	285.74 (3,075.65)	160.73 (1,730.05)	102.87 (1,107.23)	71.43 (768.91)	52.48 (564.91)	40.18 (432.51)	31.75 (341.73)	25.72 (276.80)	21.25 (228.76)

3K & 5.6K Channels at Full at 40 Degree (4.2K)

Throw Distance (d)	10' 3.05m	15' 4.57m	20' 6.09m	25' 7.62m	30' 9.14m	35' 10.67m	40' 12.19m	45' 13.72m	50' 15.24m	55' 16.76m
Beam Size Diameter	7'-1" 2.16m	10'-5" 3.17m	13'-8" 4.17m	17' 5.18m	20'-3" 6.18m	23'-7" 7.19m	26'-11" 8.19m	30'-2" 9.20m	33'-6" 10.20m	36'-9" 11.21m
Illuminance = fc (Illuminance = lux)	432.85 (4,659.21)	192.38 (2,070.76)	108.21 (1,164.80)	69.26 (745.47)	48.10 (517.69)	35.34 (380.34)	27.05 (291.20)	21.38 (230.08)	17.31 (186.36)	14.31 (154.02)

3K & 5.6K Channels at Full at 50 Degree (4.2K)

Throw Distance (d)	10' 3.05m	15' 4.57m	20' 6.09m	25' 7.62m	30' 9.14m	35' 10.67m	40' 12.19m	45' 13.72m	50' 15.24m	55' 16.76m
Beam Size Diameter	8'-10" 2.68m	13' 3.95m	17.1' 5.22m	21'-3" 6.48m	25'-5" 7.75m	29'-7" 9.01m	33'-9" 10.28m	37'-10" 11.54m	42' 12.81m	46'-2" 14.08m
Illuminance = fc (Illuminance = lux)	305.49 (3,288.27)	135.77 (1,461.45)	76.37 (822.06)	48.88 (526.12)	33.94 (365.36)	24.94 (265.51)	19.09 (205.51)	15.09 (162.38)	12.22 (131.53)	10.10 (108.70)



PHOENIX LED ZOOM PROFILE SPOT

PHOTOMETRIC PERFORMANCE DATA

ENGINE: TUNABLE 3K5K (3K Channel @ FULL) LENS: 30-50 Degree Zoom Lens

3K Channel Full at 30 Degree Lens

Throw Distance (d)	10' 3.05m	15' 4.57m	20' 6.09m	25' 7.62m	30' 9.14m	35' 10.67m	40' 12.19m	45' 13.72m	50' 15.24m	55' 16.76m
Beam Size Diameter	5'-6" 1.69m	8' 2.45m	10'-7" 3.22m	13'-1" 3.98m	15'-7" 4.75m	18'-1" 5.52m	20'-7" 6.28m	23'-2" 7.05m	25'-8" 7.82m	28'-2" 8.58m
Illuminance = fc (Illuminance = lux)	295.05 (3,175.92)	131.13 (1,411.52)	73.76 (793.98)	47.21 (508.14)	32.78 (352.88)	24.09 (259.25)	18.44 (198.49)	14.57 (156.83)	11.80 (127.03)	9.75 (104.98)

3K Channel Full at 40 Degree

Throw Distance (d)	10' 3.05m	15' 4.57m	20' 6.09m	25' 7.62m	30' 9.14m	35' 10.67m	40' 12.19m	45' 13.72m	50' 15.24m	55' 16.76m
Beam Size Diameter	7'-1" 2.16m	10'-5" 3.17m	13'-8" 4.17m	17' 5.18m	20'-3" 6.18m	23'-7" 7.19m	26'-11" 8.19m	30'-2" 9.20m	33'-6" 10.20m	36'-9" 11.21m
Illuminance = fc (Illuminance = lux)	198.65 (2,138.27)	88.29 (950.34)	49.66 (534.56)	31.78 (342.12)	22.07 (237.58)	16.22 (174.55)	12.42 (133.64)	9.81 (105.59)	7.95 (85.53)	6.57 (70.68)

3K Channel Full at 50 Degree

Throw Distance (d)	10' 3.05m	15' 4.57m	20' 6.09m	25' 7.62m	30' 9.14m	35' 10.67m	40' 12.19m	45' 13.72m	50' 15.24m	55' 16.764m
Beam Size Diameter	8'-10" 2.68m	13' 3.95m	17.1' 5.22m	21'-3" 6.48m	25'-5" 7.75m	29'-7" 9.01m	33'-9" 10.28m	37'-10" 11.54m	42' 12.81m	46'-2" 14.08m
Illuminance = fc (Illuminance = lux)	140.20 (1,509.10)	62.31 (670.71)	35.05 (377.27)	22.43 (241.45)	15.58 (167.67)	11.44 (123.19)	8.76 (94.31)	6.92 (74.52)	5.61 (60.36)	4.63 (49.88)

PHOTOMETRIC PERFORMANCE DATA

ENGINE: TUNABLE 3K5K (5.6K Channel @ FULL) LENS: 30-50 Degree Zoom

5.6K Channel Full at 30 Degree Lens

Throw Distance (d)	10' 3.05m	15' 4.57m	20' 6.09m	25' 7.62m	30' 9.14m	35' 10.67m	40' 12.19m	45' 13.72m	50' 15.24m	55' 16.76m
Beam Size Diameter	5'-6" 1.69m	8' 2.45m	10'-7" 3.22m	13'-1" 3.98m	15'-7" 4.75m	18'-1" 5.52m	20'-7" 6.28m	23'-2" 7.05m	25'-8" 7.82m	28'-2" 8.58m
Illuminance = fc (Illuminance = lux)	354.97 (3,820.88)	157.77 (1,698.16)	88.74 (955.22)	56.80 (611.34)	39.44 (424.54)	28.98 (311.90)	22.19 (238.80)	17.53 (188.68)	14.20 (152.83)	11.73 (126.31)

5.6K Channel Full at 40 Degree

Throw Distance (d)	10' 3.05m	15' 4.57m	20' 6.09m	25' 7.62m	30' 9.14m	35' 10.67m	40' 12.19m	45' 13.72m	50' 15.24m	55' 16.76m
Beam Size Diameter	7'-1" 2.16m	10'-5" 3.17m	13'-8" 4.17m	17' 5.18m	20'-3" 6.18m	23'-7" 7.19m	26'-11" 8.19m	30'-2" 9.20m	33'-6" 10.20m	36'-9" 11.21m
Illuminance = fc (Illuminance = lux)	238.99 (2,572.50)	106.22 (1,143.33)	59.75 (643.12)	38.24 (411.60)	26.55 (285.83)	19.51 (210.00)	14.94 (160.78)	11.80 (127.03)	9.56 (102.90)	7.90 (85.04)

5.6K Channel Full at 50 Degree

Throw Distance (d)	10' 3.05m	15' 4.57m	20' 6.09m	25' 7.62m	30' 9.14m	35' 10.67m	40' 12.19m	45' 13.72m	50' 15.24m	55' 16.764m
Beam Size Diameter	8'-10" 2.68m	13' 3.95m	17.1' 5.22m	21'-3" 6.48m	25'-5" 7.75m	29'-7" 9.01m	33'-9" 10.28m	37'-10" 11.54m	42' 12.81m	46'-2" 14.08m
Illuminance = fc (Illuminance = lux)	168.67 (1,815.56)	74.97 (806.91)	42.17 (453.89)	26.99 (290.49)	18.74 (201.72)	13.77 (148.20)	10.54 (113.47)	8.33 (89.65)	6.75 (72.62)	5.58 (60.01)



BRINGING IMAGINATION TO LIGHT

57 Alexander St. Yonkers, NY 10701
Tel: 800-4-ALTMAN

© 2016 Altman Stage Lighting, Inc.
www.altmanlighting.com
20160205 PHX LED Zoom Data